

# School Report Card 2017 - 2018

For more detailed information, please visit <http://msrc.mdek12.org>.

## Madison Central High School Madison County School District

Grade

# A



1417 HIGHLAND COLONY PARKWAY  
Madison, MS 39110  
Sean Brewer  
sbrewer@madison-schools.com

Identified for

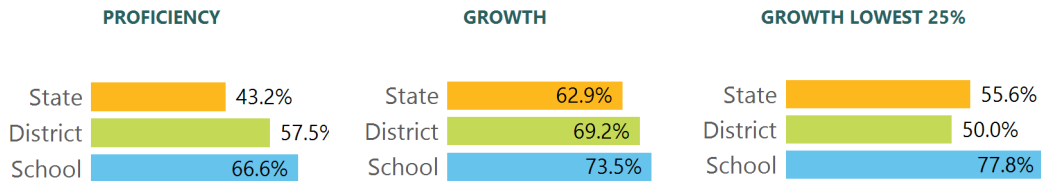
**Additional Targeted Support & Improvement**

### SCHOOL ACCOUNTABILITY GRADE COMPONENTS

Mississippi's accountability system assigns "A" through "F" letter grades for schools and districts. Grades are based on student achievement, student growth, student participation in testing, and other academic measures.

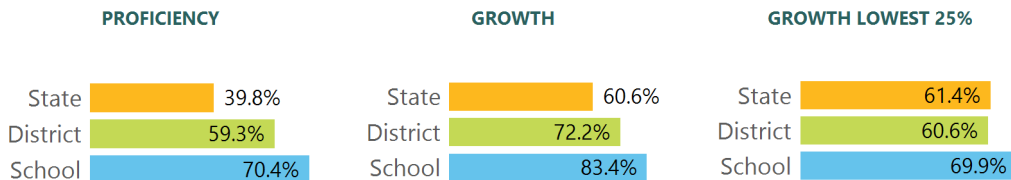
### Math

Measurements of student performance on the statewide math assessment.



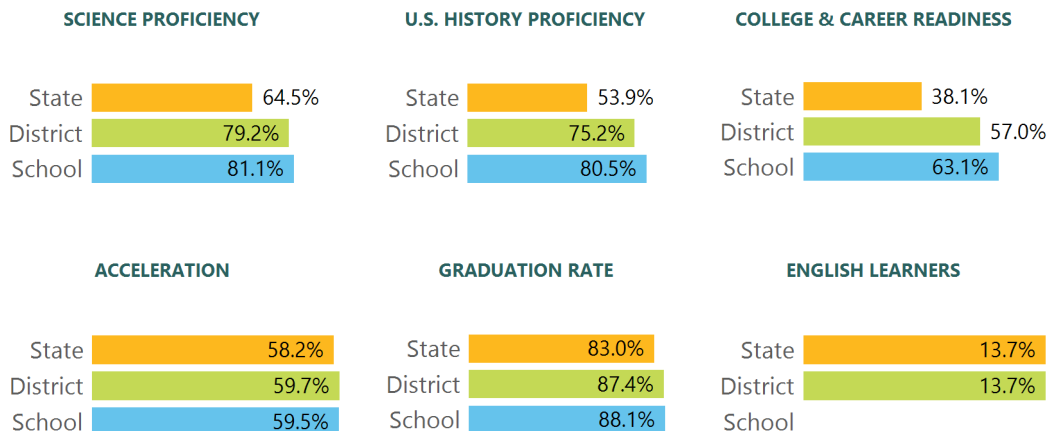
### English

Measurements of student performance on the statewide English language arts (ELA) assessment.



### Other Measures

Other measurements of student performance that factor into the accountability grade.



### TEACHER DATA

# 95.6

Teachers



# 90.0%

Experienced Teachers

# 6.3%

Provisional Teachers

# 93.3%

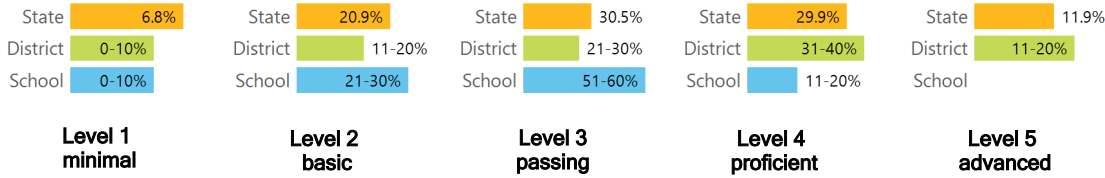
In-field Teachers

DETAILED ASSESSMENT AND OTHER DATA

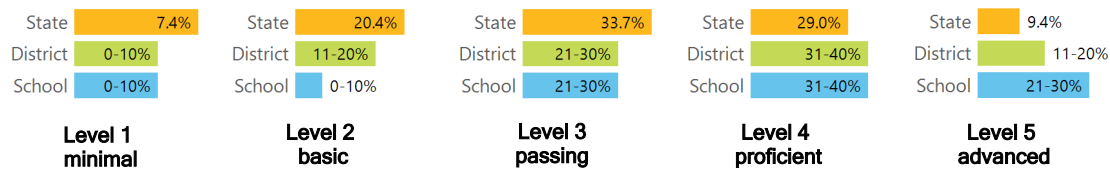
Student Performance

The following information shows each level of student performance on statewide assessments.

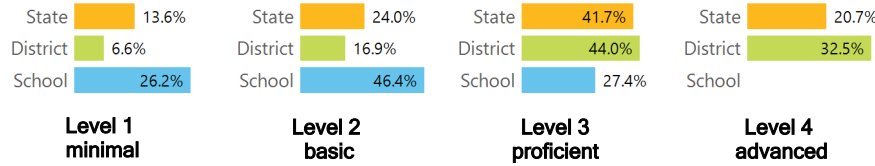
MATH



ENGLISH



SCIENCE



Assessment Participation



Discipline



**13**  
INCIDENTS OF VIOLENCE

OTHER DATA



**23.2%**  
Chronic Absenteeism



Per-pupil expenditure data will be available in early 2019.  
**Per-Pupil Expenditure**



**73.3%**  
Post-Secondary Enrollment



**49.4%**  
Advanced Course Participation