

School Report Card 2018 - 2019

For more detailed information, please visit <http://msrc.mdek12.org>.

Madison Central High School Madison County School District

Grade

A



1417 Highland Colony Parkway
Madison, MS 39110
Sean Brewer
sbrewer@madison-schools.com

Identified for

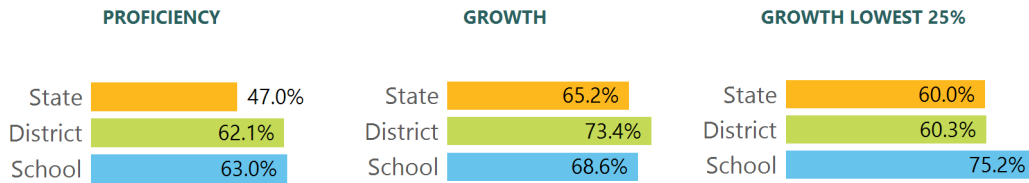
Additional Targeted Support & Improvement

SCHOOL ACCOUNTABILITY GRADE COMPONENTS

Mississippi's accountability system assigns "A" through "F" letter grades for schools and districts. Grades are based on student achievement, student growth, student participation in testing, and other academic measures.

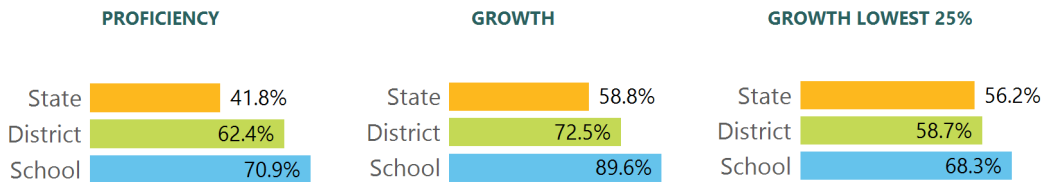
Math

Measurements of student performance on the statewide math assessment.



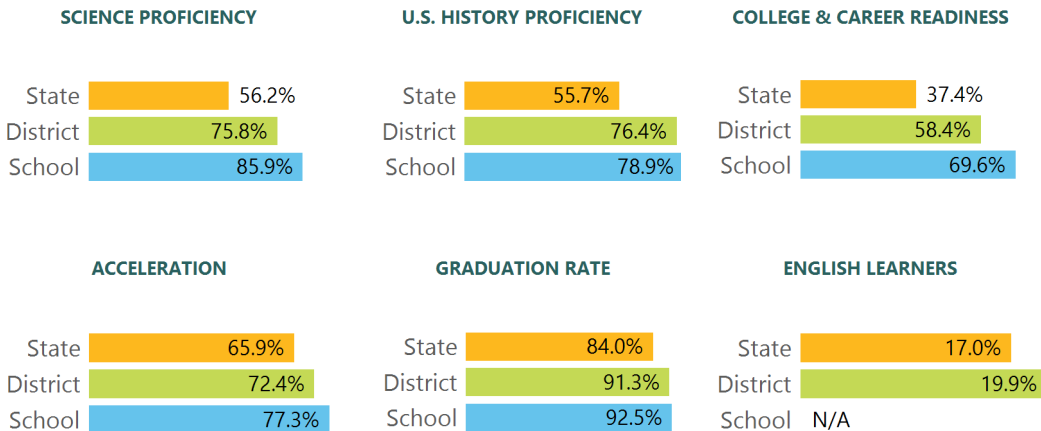
English

Measurements of student performance on the statewide English language arts (ELA) assessment.



Other Measures

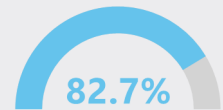
Other measurements of student performance that factor into the accountability grade.



TEACHER DATA

88.6

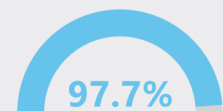
Teachers



Experienced Teachers



Provisional Teachers



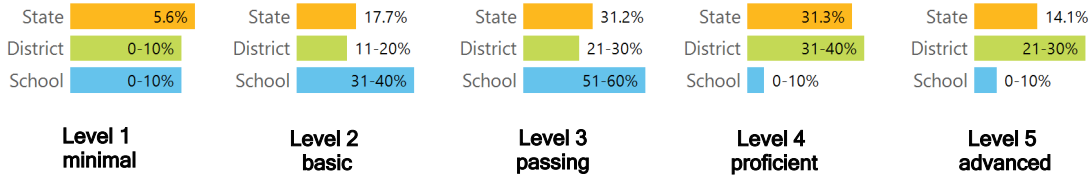
In-field Teachers

DETAILED ASSESSMENT AND OTHER DATA

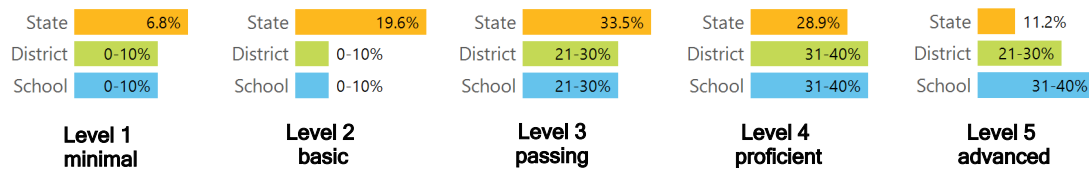
Student Performance

The following information shows each level of student performance on statewide assessments.

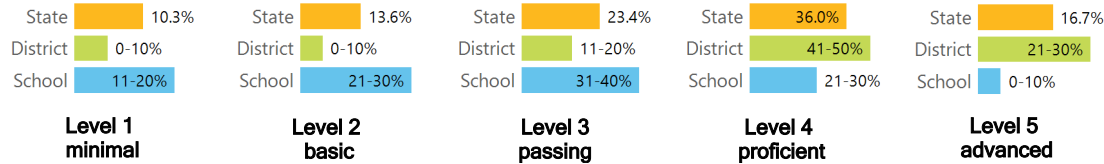
MATH



ENGLISH



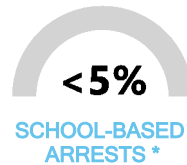

SCIENCE



Assessment Participation



Discipline



* Source: 2015-2016 Civil Rights Data Collection

OTHER DATA



15.4%

Chronic Absenteeism



Per-pupil expenditure data will be available in early 2020.

Per-Pupil Expenditure



71.5%

Post-Secondary Enrollment



60.4%

Advanced Course Participation