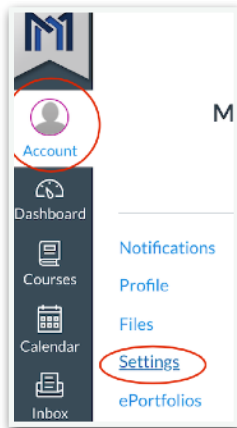
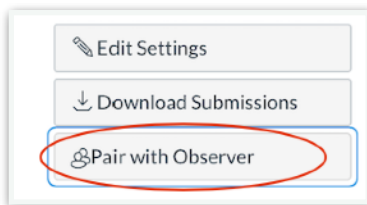


## Add a Second Student Observer Account

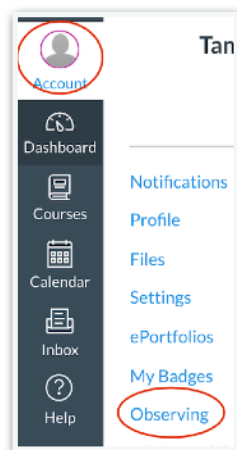
- The student user needs to login to Canvas at <https://mcs.instructure.com>.
- Click on Account in the upper left menu, and click on Settings.



- Click Pair with Observer.



- Write down or copy the pairing code (only good for one use or 48 hours).
- With an existing parent account, login to Canvas at <https://mcs.instructure.com>.
- Click on Account in the upper left menu, and click on Observing.



- Paste or type in the pairing code and click +Student.

