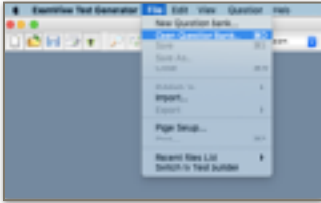


Examview Exams to Canvas

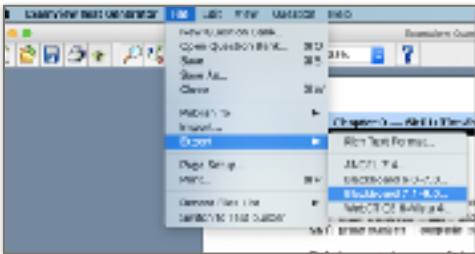
Open Examview Test Generator.



Open your test bank.



Once opened, click “file,” “export,” and “Blackboard 7.1 - 9.0.”



Give the export a name, directory (same as name), and complete the export.

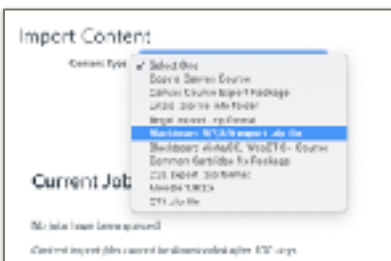
Open Canvas and navigate to your course.

Click “**settings**” in the lower left of the course.

On the right side of the screen, click “**import course content.**”



Under the content type dropdown menu, select “**Blackboard 6/7/8/9 export.**”



Choose your bank that was exported from Examview.

You can select an existing question bank or create a new one upon import.

Select **“all content.”**

Then click **“import.”**

From there you can view or edit questions within the quiz bank in Canvas OR you can create a quiz and import questions directly into the quiz.

<https://community.canvaslms.com/docs/DOC-12954-415298626>