

How do I sign up for a Canvas account as a parent?

Parents can sign up as an observer in Canvas. Observers can link their Canvas account to their student's account so they can see assignment due dates, announcements, and other course content. Observers can view the course content but cannot participate in the course.

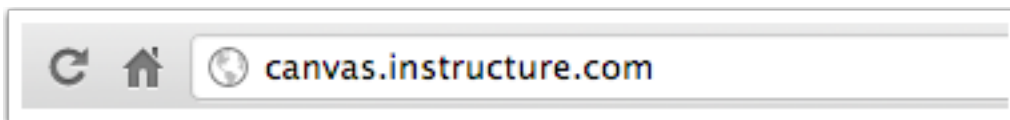
This lesson is for parents who do not have a Canvas account and want to observe their students in their courses.

If you already have an account from your student's institution, log in to Canvas using the credentials given to you.

Notes:

- If the registration banner is not available in the login page, the institution has not enabled this feature. Please contact your student's institution for assistance. (If you are a Canvas admin, learn how to enable the banner through [Canvas authentication](#).)
- To observe a student, you must know the student's Canvas username and password.
- The student must be enrolled in the course and must accept the course invitation before you can sign up to observe the student. If you receive an *invalid username or password* message during the signup process and the student's credentials are correct, check with the student to verify that he or she has received and accepted the course invitation.
- Once you have an account, you may be able to view student information through the [Canvas Parent app](#). Access to the Canvas Parent app is controlled by the student's institution. If you already have an account from your student's institution as an observer, you can always view student information through the Canvas Parent app.

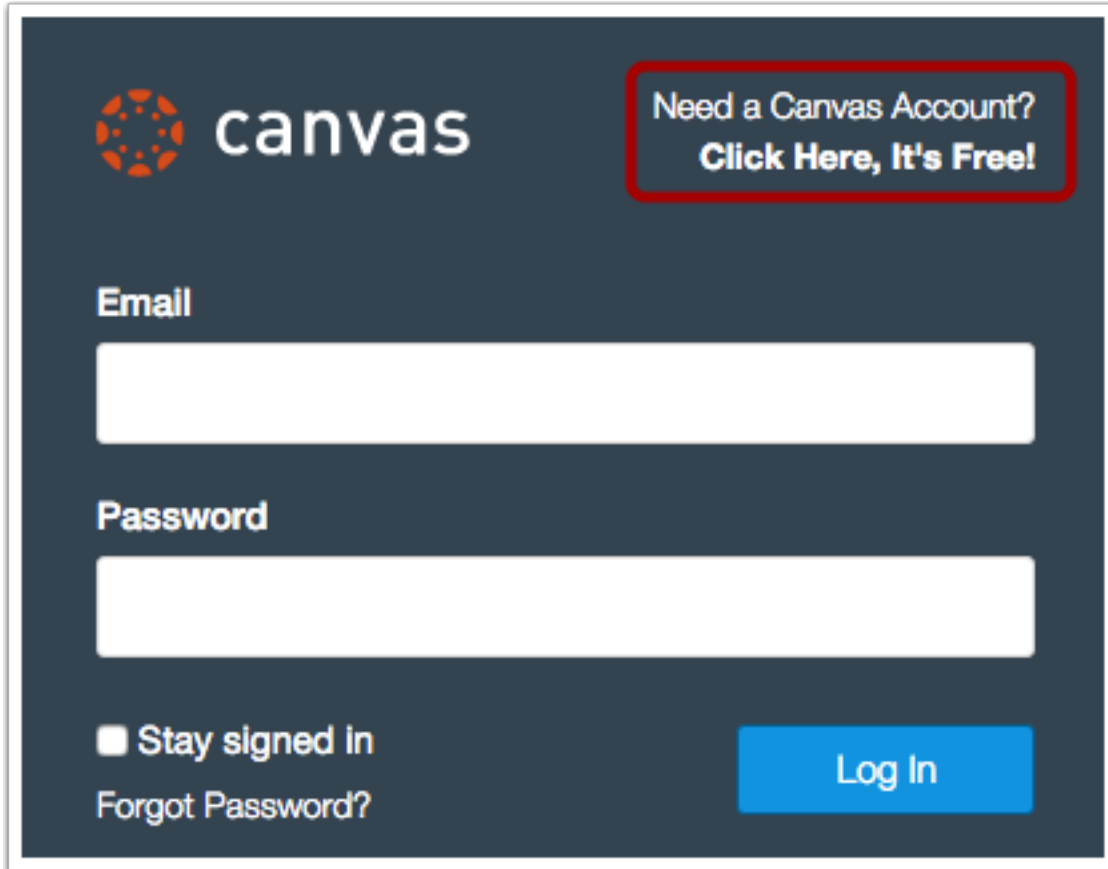
Open Canvas URL



In a browser window, enter the institution's Canvas registration URL (e.g. [canvas.instructure.com](#)).

Click to Register

How do I sign up for a Canvas account as a parent?

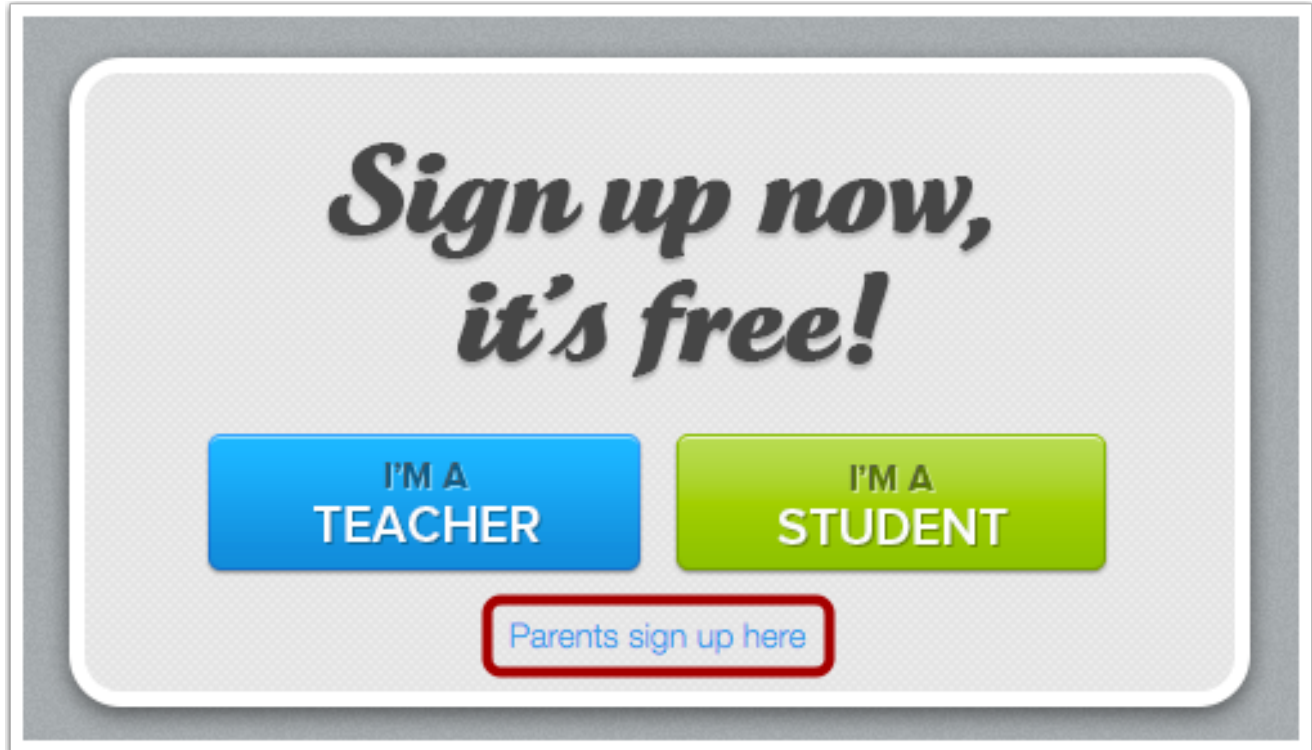


The image shows a dark-themed login form for Canvas. At the top left is the Canvas logo, consisting of an orange circular icon with dots and the word "canvas" in white. In the top right corner, there is a red-bordered box containing the text "Need a Canvas Account? Click Here, It's Free!". Below the logo, there are two white input fields: one for "Email" and one for "Password". At the bottom left, there is a checkbox labeled "Stay signed in" and a link "Forgot Password?". At the bottom right, there is a blue button labeled "Log In".

Click the account link at the top of the page.

Sign Up As a Parent (Free Account)

How do I sign up for a Canvas account as a parent?



Click the **Parents sign up here** link.

Enter Signup Details

How do I sign up for a Canvas account as a parent?

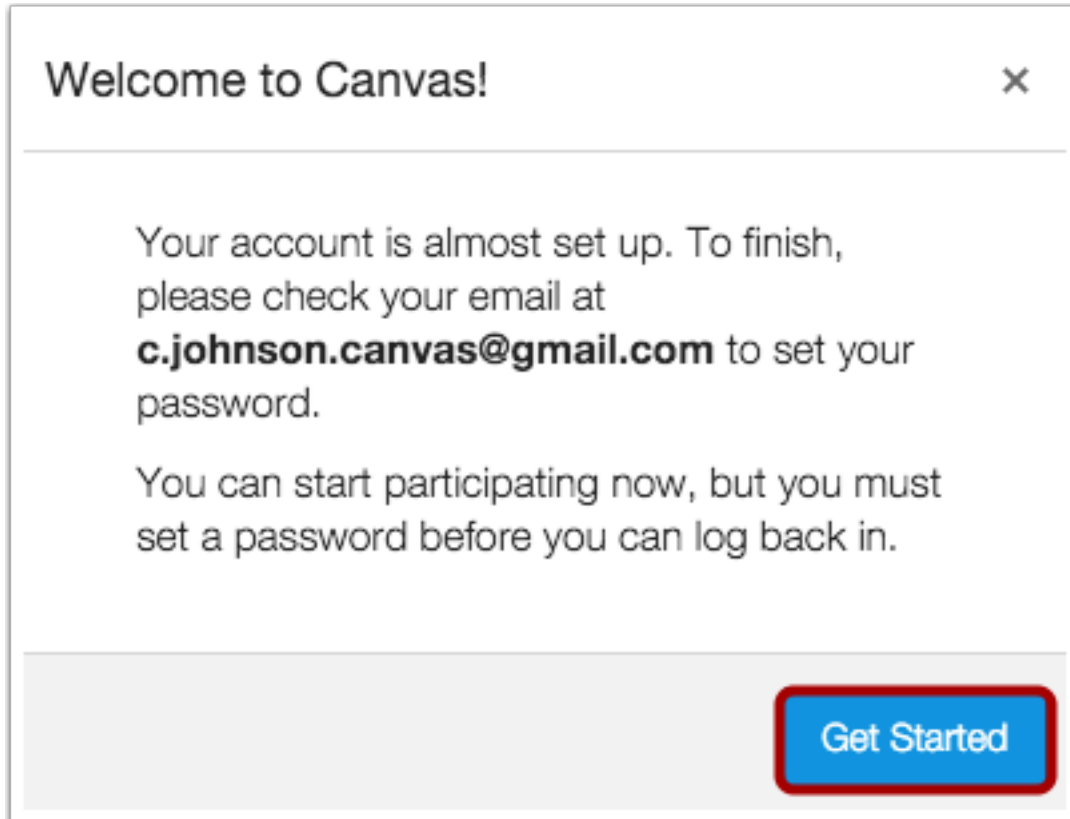
The image shows a 'Parent Signup' form with a close button (X) in the top right corner. The form contains four input fields: 'Your Name', 'Your Email', 'Child's Username', and 'Child's Password'. Below these fields is a checkbox labeled '5' with the text 'You agree to the terms of use and acknowledge the privacy policy.' At the bottom right of the form is a blue button labeled '6 Start Participating'.

Enter the following information:

1. Enter your name in the name field.
2. Enter your email in the email field.
3. Enter your child's username in the child's username field.
4. Enter your child's password in the child's password field.
5. Agree to the terms of use by clicking the **You agree to the terms of use** check box.
6. Click the **Start Participating** button.

Use Canvas

How do I sign up for a Canvas account as a parent?



While your account is not entirely set up, you can begin participating in Canvas immediately by clicking the **Get Started** button. To finish registering for Canvas, log into your email account.

Complete Registration Process

How do I sign up for a Canvas account as a parent?

[Click here to finish the registration process](#)

Thank you for registering with Canvas! This email is confirmation that the user Conrad Johnson is registering for a new account at canvas.instructure.com.



[Update your notification settings](#)

Open the email from Instructure Canvas. Click the link provided to visit the provided URL and complete the registration process.

Register for a Parent Account

How do I sign up for a Canvas account as a parent?

Welcome Aboard!

In order to set up your account, we'll need a little more information.

Login: 1

Password: 2

Time Zone: 3

I want to receive information, news and tips from Instructure

[View Privacy Policy](#) ↗

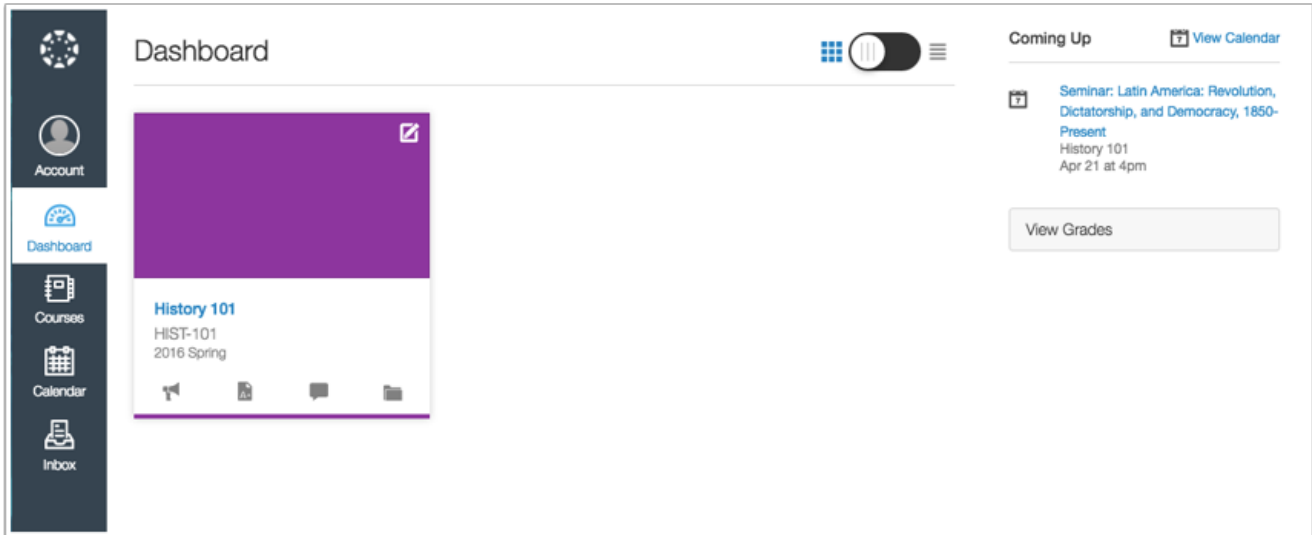
4

To complete the registration process fill out the following fields:

1. Verify your email in the login field.
2. Set your password by typing in the password field.
3. Set your timezone by selecting the time zone drop-down menu.
4. Click the **Register** button. You will be redirected to the Canvas URL login page for your account.


View User Dashboard

How do I sign up for a Canvas account as a parent?



View the user dashboard for your Canvas account.

View Course



In Global Navigation, click the **Courses** link [1], then click the name of the course [2].

How do I sign up for a Canvas account as a parent?

Learn how to [observe additional students](#) in your account.